

Pitts21[®]

CLINICAL BOOK



Featured Cases by



Dr. Tom Pitts



Dr. Dwight Frey



CREATING CLINICAL SUCCESS

These cases are presented to show you some of our newer protocols with Pitts 21 brackets and Pitts Broad Archwires. These cases are not to be reproduced in any form.

These cases are submitted by “my” team of orthodontists who have mastered our protocols, making non-extraction treatment very quick and easy (using case management of “Active Early”). They all teach on my team.

Dr. Dwight Frey and I have submitted amazing cases for this book.

We would welcome you to come to one of our courses so we can show you what we’re doing and how we are doing it! This new bracket is superb in it’s finishing capabilities if used properly.

All the best,

A handwritten signature in black ink, appearing to read 'Tom Pitts', with a long horizontal flourish extending to the right.

Tom Pitts D.D.S., M.S.D.





Thomas Pitts D.D.S., M.S.D.

Ortho Country Orthodontics

Dr. Pitts is a world renowned lecturer and clinician. He is highly recognized for his continued teaching of orthodontic finishing and clinical excellence. Dr. Pitts is an associate clinical professor at the University of Nevada, Las Vegas and founder of the well-respected Pitts Progressive Study Club.

Dr. Pitts has been published in multiple journals and clinical publications. He has been actively teaching the orthodontic community in a variety of settings both nationally and internationally since 1986.

Dr. Pitts currently practices at Ortho Country Orthodontics in McMinnville, OR.



Dwight Frey D.D.S.

Frey Orthodontics

Dr. Frey graduated with honors from the University of Michigan and from Northwestern University Dental School. He completed a General Practice Residency Program at the University of Colorado Health Science Center before obtaining his Specialty degree in Orthodontics from Children's National Medical Center in Washington DC.

Dr. Frey was a contributing author to the TAD Clinical Reference Guide by Dentaaurum and the Invisalign Innovation Leadership Panel. He is also the author of "SAP & VIP: Making Smiles Great Again!" and the creator of the VIP and MTD concepts and the RGB System of Orthodontic Classification.

Dr. Frey is passionate about enhancing the Cosmetic Focus and Clinical Techniques of Orthodontists Worldwide and has lectured both Nationally and Internationally on the topic of Cosmetics in Orthodontics. Dr. Frey lives in the Chicago suburbs with his lovely wife Shannon and three children, Chase, Kirby, and Carter. His interests include spending time with family, golf, skiing, cycling and all Chicago sports.



Dr. Tom Pitts
McMinnville, Oregon

X-Rays

Patient Summary

Time in treatment: 14 Months

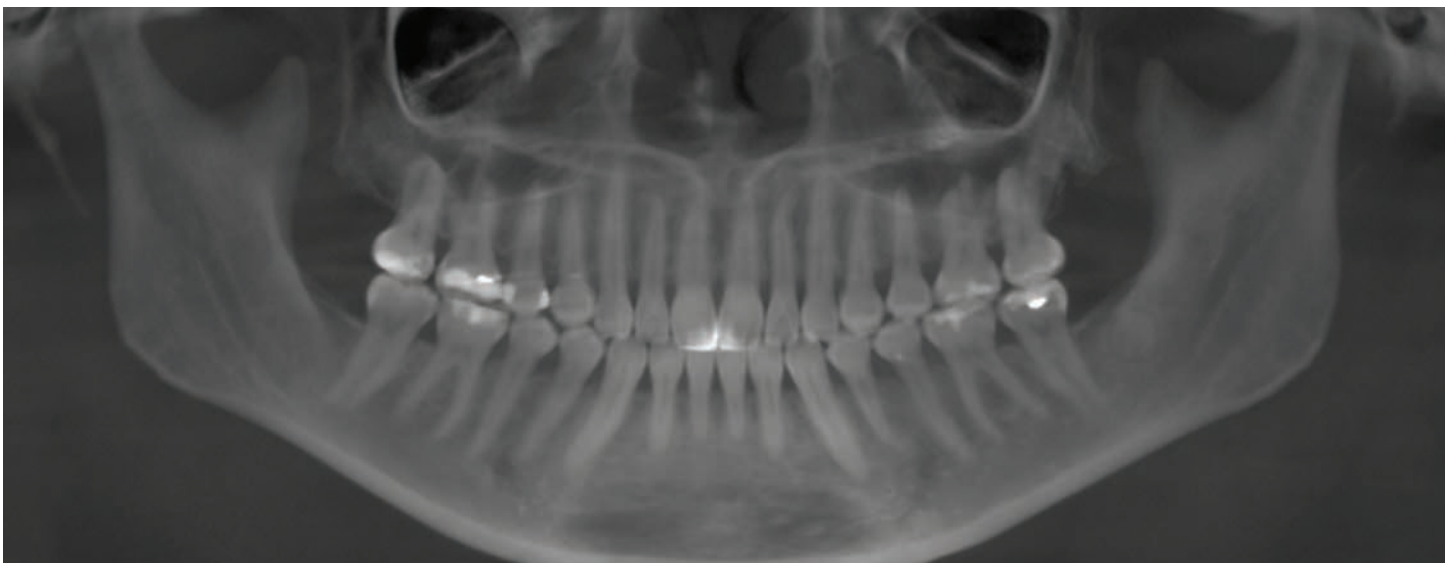
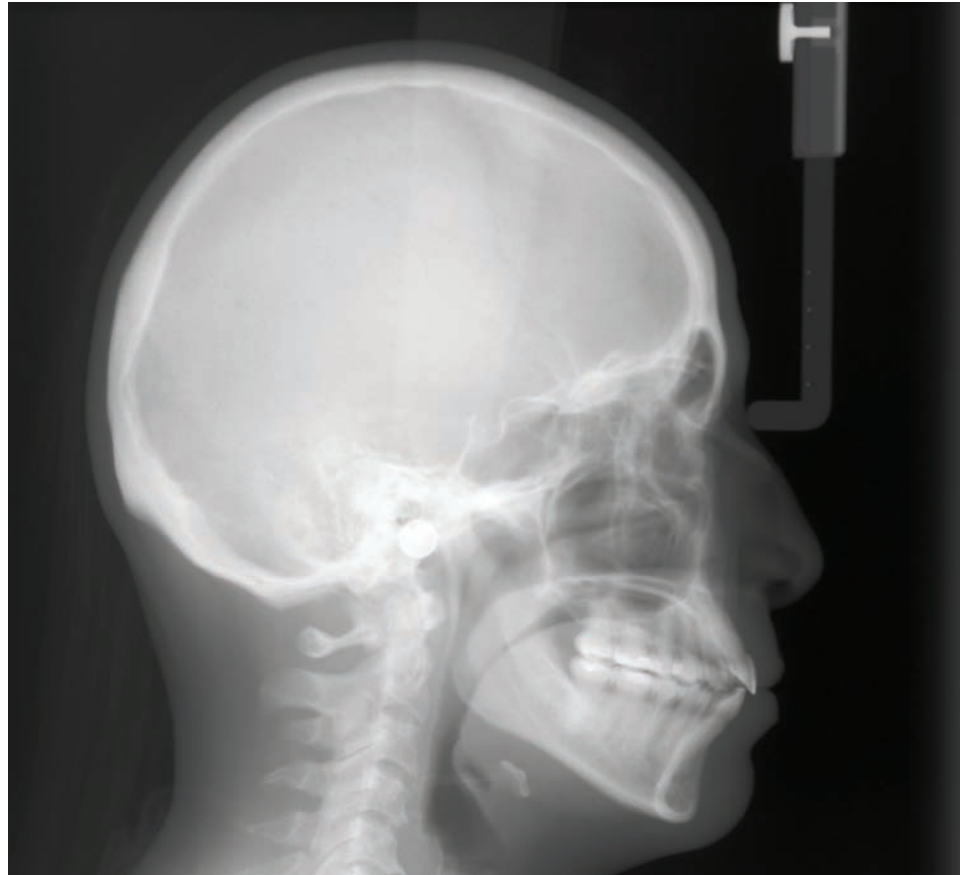


Photo courtesy of Dr. Tom Pitts

BEFORE & AFTER PHOTO



Initial



14 Months Finish

Photo courtesy of Dr. Tom Pitts

INITIAL APPOINTMENT

Initial Photos



Photo courtesy of Dr. Tom Pitts

Initial Photos



Had ortho
Not happy with flaring and smile
Flat smile



Photo courtesy of Dr. Tom Pitts

1 & 3 MONTHS PROGRESS

1 Month Progress

.018 x .018 Nickel Titanium Ultra Soft



Turbos on 6's and 7's

SL, THB CL3 upper 5 lingual to lower 3

Inverted upper 3-3



3 Months Progress

.020 x .020 Nickel Titanium Ultra Soft Upper
.018 x .018 Nickel Titanium Ultra Soft Lower

Small Rubber Bands

TRI Upper 3 to lower 3,4, LL
rainbow LR hook up over upper
1's to LR hook



Photo courtesy of Dr. Tom Pitts

6 & 11 MONTHS PROGRESS

6 Months Progress

.020 x .020 Nickel Titanium Thermal Activated



Small Rubber Bands CL3 Tri, U3-4 to lower 3

LL Rainbow, lower hook up and over 1's to lower hook at night only



11 Months Progress

.020 x .020 Nickel Titanium Thermal Activated



LL, down and under

LL, Rainbow at night only



Photo courtesy of Dr. Tom Pitts

BEFORE & AFTER

Before



After



Photo courtesy of Dr. Tom Pitts

Finish Photos



Full Debond



Before



After



Photo courtesy of Dr. Tom Pitts



Dr. Dwight Frey
Naperville, Illinois

X-Rays

Patient Summary

Time in treatment: 10 Months

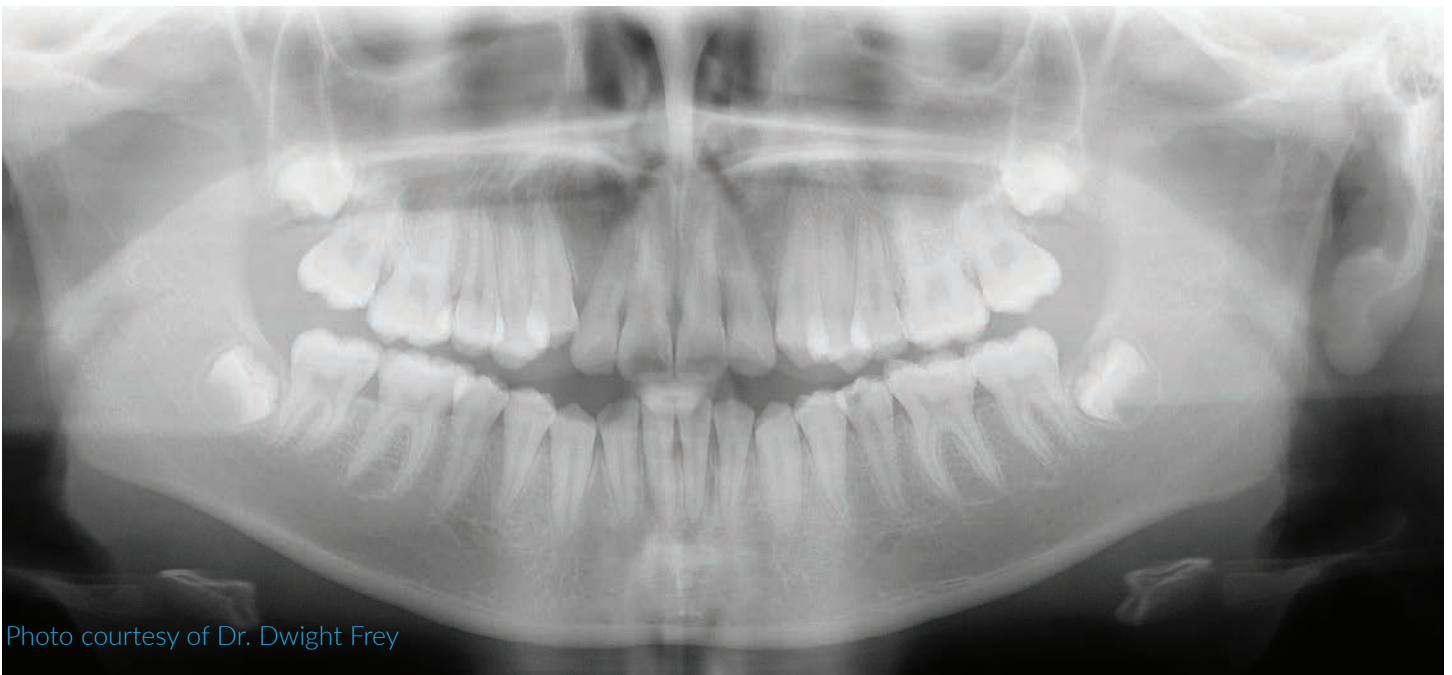


Photo courtesy of Dr. Dwight Frey



Initial



10 Months Progress

Photo courtesy of Dr. Dwight Frey

INITIAL APPOINTMENT

Initial Photos



Photo courtesy of Dr. Dwight Frey

Initial Photos



Photo courtesy of Dr. Dwight Frey

INITIAL APPOINTMENT

Bonding Day



Photo courtesy of Dr. Dwight Frey

Bonding Day

.012 Thermal Activated Nickel Titanium - Upper
.014 Thermal Activated Nickel Titanium - Lower

Inverted brackets uppers 3-3

Rainbow Elastics

Cross Elastics U5 - L6

Build-ups on upper 6 & 7's



Photo courtesy of Dr. Dwight Frey

3 MONTHS PROGRESS

3 Months Progress



Photo courtesy of Dr. Dwight Frey

3 Months Progress

.018 x .018 Nickel Titanium Ultra Soft

No archwire changes

Same elastics, rainbows, triangles (U3, L3, L4) and x-bite elastics U5, U6 - L6

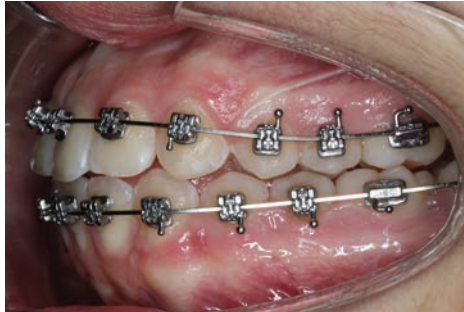


Photo courtesy of Dr. Dwight Frey

6 MONTHS PROGRESS

6 Months Progress



Photo courtesy of Dr. Dwight Frey

6 Months Progress

.020 x .020 Nickel Titanium - Upper
.020 x .020 Thermal Activated Nickel Titanium - Lower



Great Hygiene, great elastic wear

Repositioned UR2

Started Class I box elastics in addition to the anterior rainbows

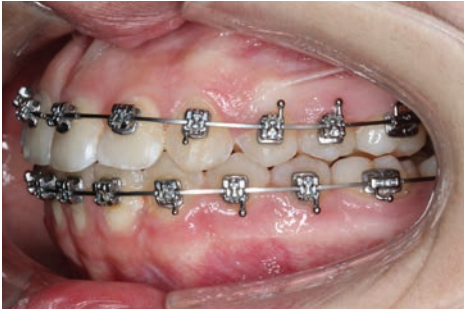
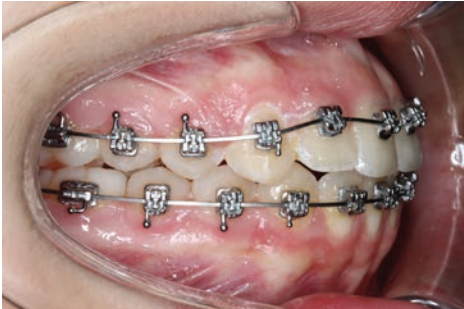


Photo courtesy of Dr. Dwight Frey

8 MONTHS PROGRESS

8 Months Progress



Photo courtesy of Dr. Dwight Frey

8 Months Progress

.020 x .020 Beta Titanium

Great Hygiene

Elastic wear appears good so far

Changed Elastics, Equillibrated,
countour and shaped

Working on VIP & MTD

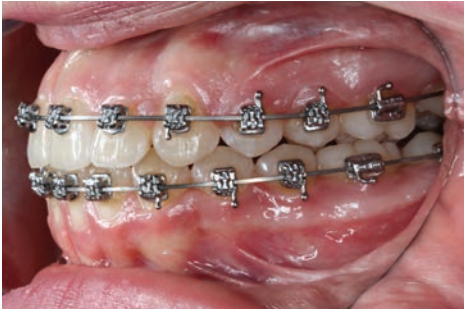


Photo courtesy of Dr. Dwight Frey

9 MONTHS PROGRESS

9 Months Progress



Photo courtesy of Dr. Dwight Frey

9 Months Progress

.019 x .019 Stainless Steel



Changed to Stainless Steel wire to develop VIP & MTD

Front Facial Evaluation

Detailing

Slenderizing Anteriors

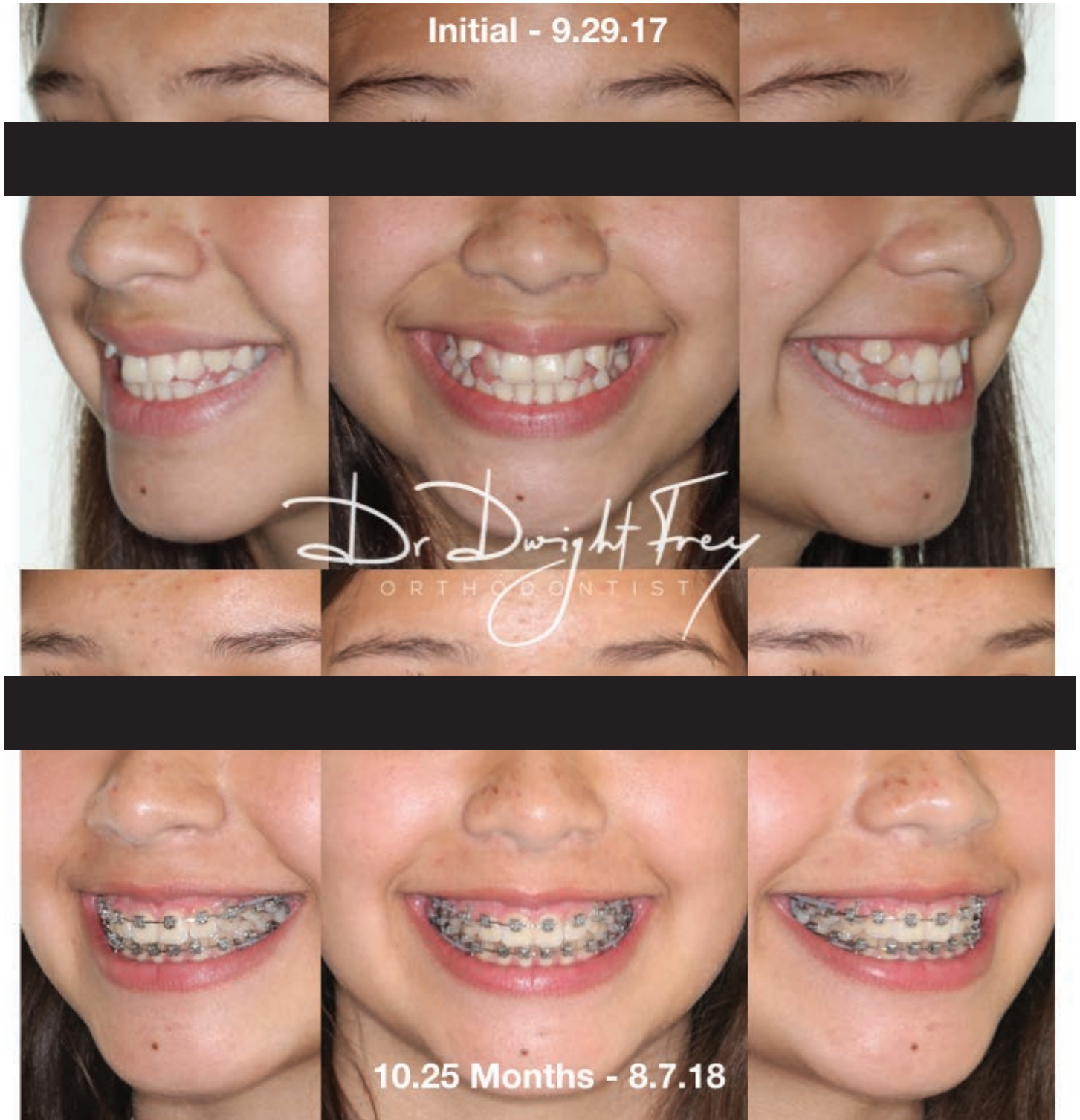


Photo courtesy of Dr. Dwight Frey

10 MONTHS PROGRESS

VIP BLACK 2

MTD BLACK MOD



VIP RED 2

MTD BLACK MILD

Photo courtesy of Dr. Dwight Frey

10 MONTHS PROGRESS

10 Months Progress

.019 x .019 Stainless Steel



Detailing

Working on VIP & MTD

PC Upper and lower both sides

Added buccal root torque in

Changed elastics both sides 3,6,6

Posterior Segments



More Progress Coming Soon.



Initial



10 Months Progress

Photo courtesy of Dr. Dwight Frey



Dr. Dwight Frey
Naperville, Illinois

X-Rays

Patient Summary

Time in treatment: 11 Months



Photo courtesy of Dr. Dwight Frey



Initial



11 Months Progress

Photo courtesy of Dr. Dwight Frey

INITIAL APPOINTMENT

Initial Photos

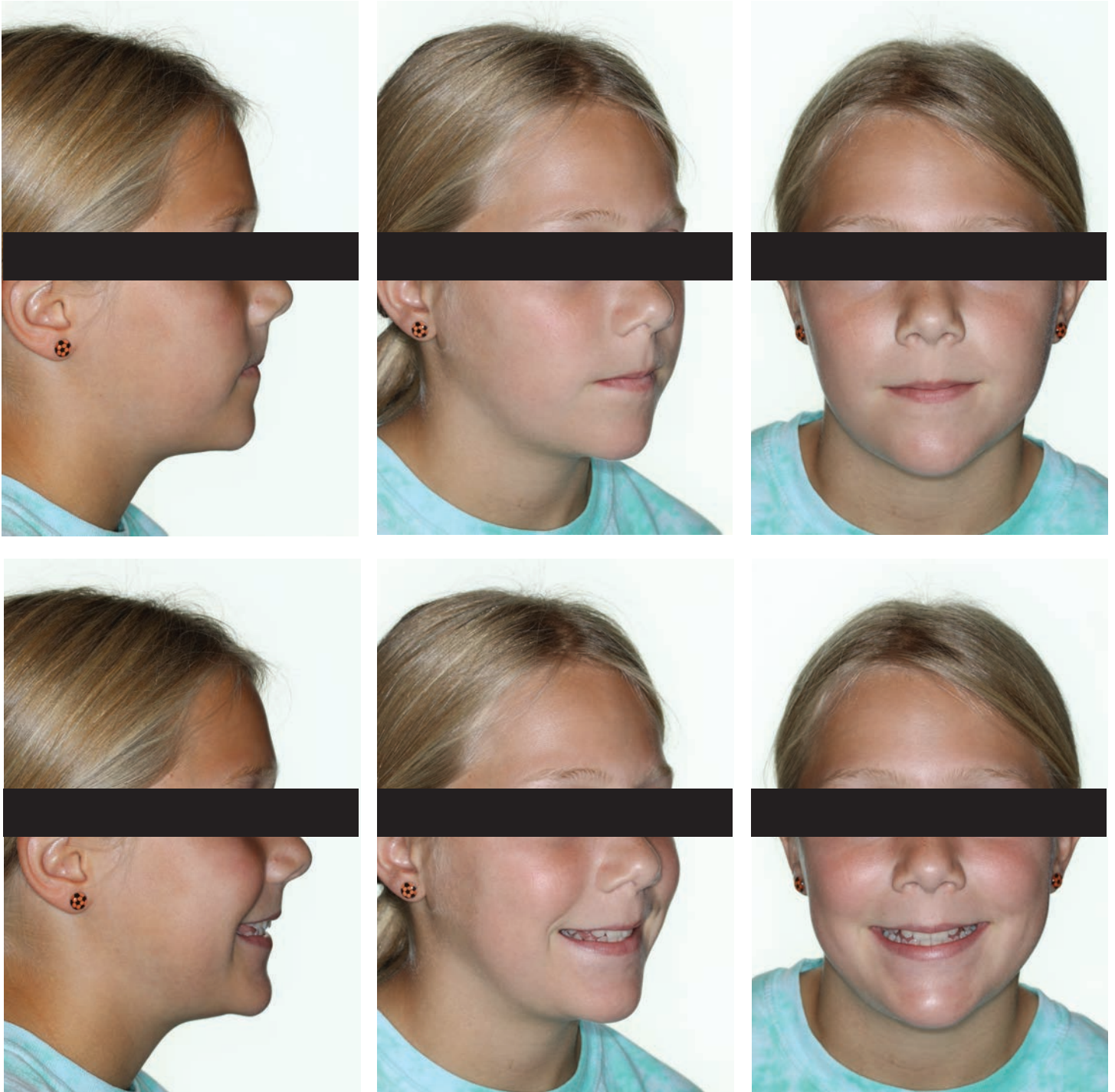


Photo courtesy of Dr. Dwight Frey

Initial Photos



Photo courtesy of Dr. Dwight Frey

1 MONTH PROGRESS

1 Month Progress



Photo courtesy of Dr. Dwight Frey

1 Month Progress

.018 x .018 Nickel Titanium Ultra Soft

Great Hygiene

Elastics U4 - L6

All brackets right side up

Build Ups on U6's

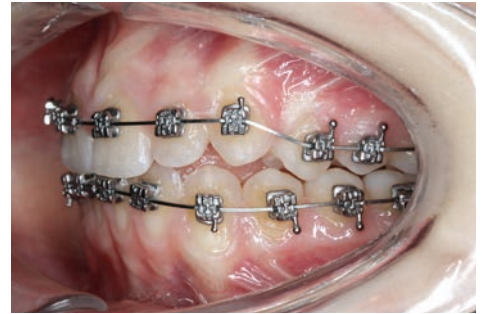
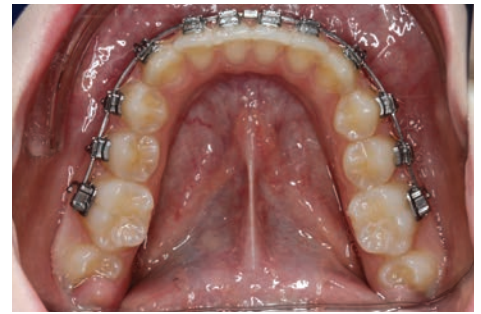


Photo courtesy of Dr. Dwight Frey

3 MONTHS PROGRESS

3 Months Progress



Photo courtesy of Dr. Dwight Frey

3 Months Progress

.020 x .020 Nickel Titanium Thermal Activated

Continue same elastics

Waiting on 2nd molar eruption

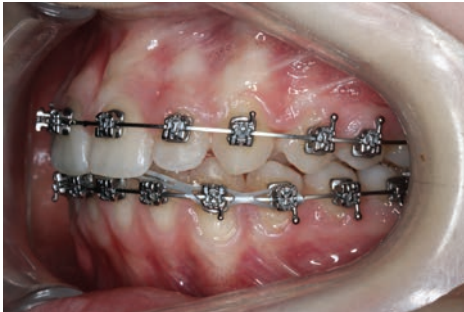
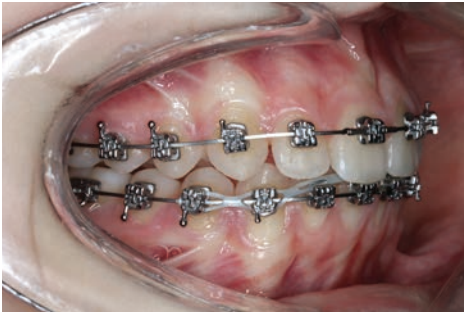


Photo courtesy of Dr. Dwight Frey

6 MONTHS PROGRESS

6 Months Progress



Photo courtesy of Dr. Dwight Frey

6 Months Progress

.020 x .020 Nickel Titanium



Waiting on second molars to erupt

Working on bite correction and anterior torques

Waiting on VIP & MTD

Added lower 4-4 leash

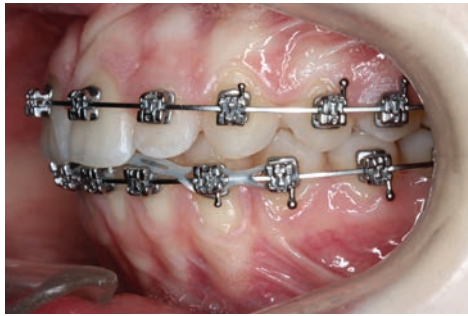
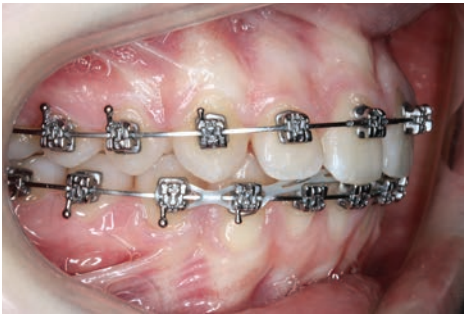


Photo courtesy of Dr. Dwight Frey

8 MONTHS PROGRESS

8 Months Progress



Photo courtesy of Dr. Dwight Frey

8 Months Progress

.020 x .020 Thermal Activated Nickel Titanium



Placed a 20x20 CN

Bonded all 2nd molars

Hygiene and elastic wear is excellent

Same elastics U4-L6 and leashed lower 3-3

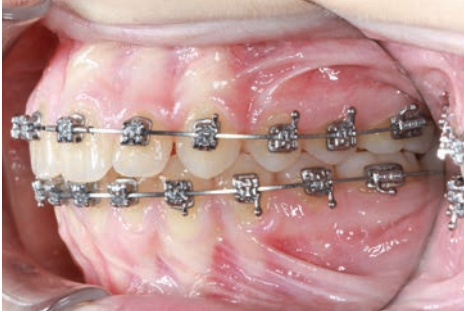
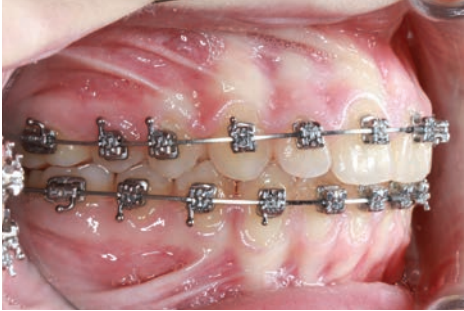


Photo courtesy of Dr. Dwight Frey

10 MONTHS PROGRESS

10 Months Progress



Photo courtesy of Dr. Dwight Frey

10 Months Progress

.020 x .020 Beta Titanium

Front facial evaluation
Working on VIP & MTD
Equillibrated bite
Continue Elastic U4-L6
Evaluated for details



Photo courtesy of Dr. Dwight Frey

11 MONTHS PROGRESS

VIP BLACK 5

MTD BLACK MOD



VIP GREEN

MTD BLACK MILD

Photo courtesy of Dr. Dwight Frey

11 Months Progress

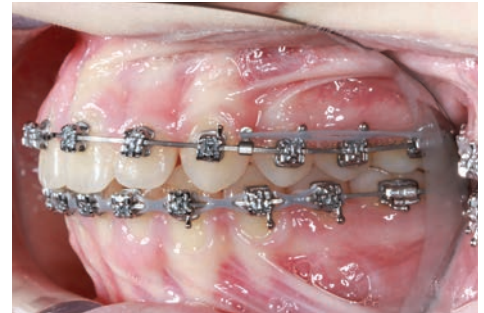
.020 x .020 Beta Titanium / Thermal Activated Nickel Titanium



Detailing

Working on VIP & MTD

Final Finishing



More Progress Coming Soon.



Initial



11 Months Progress

Photo courtesy of Dr. Dwight Frey

Pitts21[®]

CLINICAL BOOK



orthodontics

OC Orthodontics
1300 NE Alpha Dr.
McMinville, OR 97128 USA

U.S. and Puerto Rico: 866.752.0065
Outside the U.S.: +1.503.472.8320
Fax: 866.752.0066
Web: www.oc-orthodontics.com

©2018 All Rights Reserved
OC Orthodontics

REV. B - 10/10/18